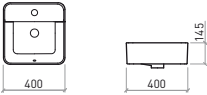




SANLIFE



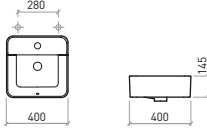
136720



136729



136950



A B

136370	38	380	145
136770	42	420	145



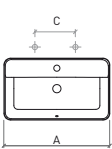
A B

136379	38	380	130
136779	42	420	130



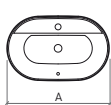
A B

136330	60	600	350
136340	80	800	350
136730	60	600	400
136740	80	800	400



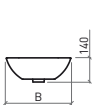
A B C

136900	60	600	350	285
136920	80	800	350	280
136910	60	600	400	285
136930	80	800	400	280



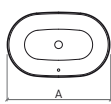
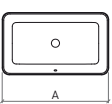
A B

136380	60	600	380
136390	80	800	380
136780	60	600	420
136790	80	800	420



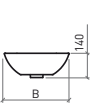
A B

136339	60	600	350
136349	80	800	350
136739	60	600	400
136749	80	800	400



A B

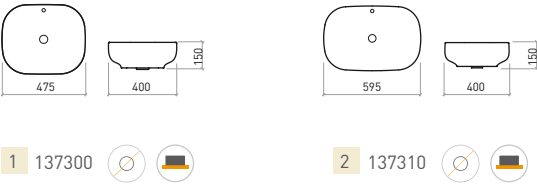
136389	60	600	380
136399	80	800	380
136789	60	600	420
136799	80	800	420



SANIBOLD



\* Interior blanco brillo / Exterior color mate.  
Colores y acabados mate, bajo pedido.



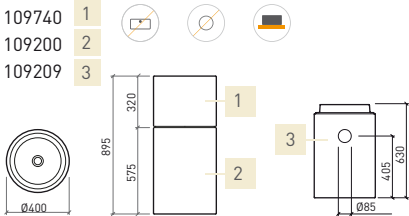
ROUND



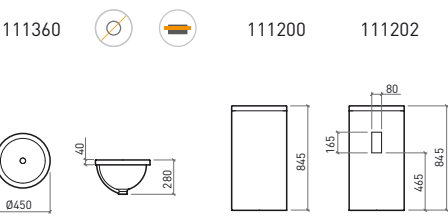
\* Interior blanco brillo / Exterior color mate.  
Colores y acabados mate, bajo pedido.



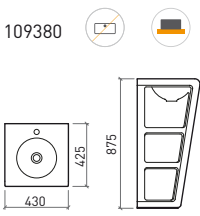
UNU



WCA



BLOK

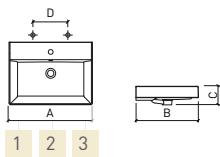




## NOVELDA PLUS



Novelda Plus 50/60/70

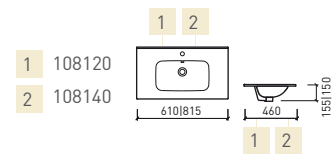


		A	B	C	D
1	118100	50	500	455	140
2	118110	60	605	455	140
3	118120	70	705	455	140

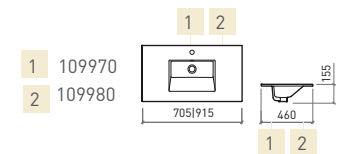
## ÁREA PLUS - ÁREA



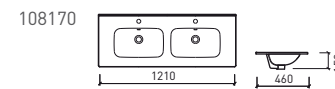
Área Plus 60/80



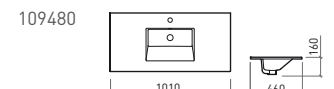
Área 70/90



Área Plus 120



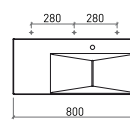
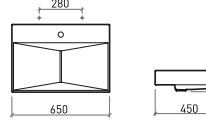
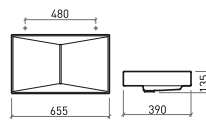
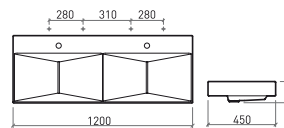
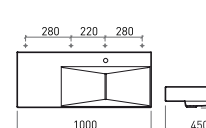
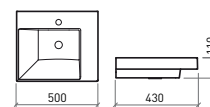
Área 100



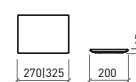
## FLUX



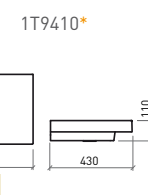
## VISTA

Flux 65  
109750Flux 65 c/o  
109700Flux 80 c/o  
109760Flux 100 c/o  
109780Flux 120 c/o  
109800Vista 50  
109400  
1T9400\*

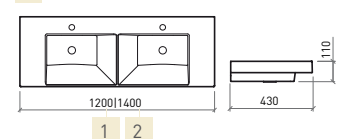
Tapa Vista

\*1T9400  
\*1T9410

Vista 80/100

1 109410  
2 109420

Vista 120/140

1 109430  
2 109440

NOTE S/E



**Note 36/40**

1 109720  
2 109340

**Note 50/60**

1 109360  
2 109950

**Note 45**

109739

**Note 36/45/60 c/o**

	A	B	C
1	108100	36	365 180 90
2	109730	45	450 250 200
3	109300	60	605 300 200

**Note 100 c/o**

109310

NOTE MURAL



**Note 45 c/o**

109730D 109730I 109730F

**Note 45**

109739D 109739I 109739F

**Note 36/60 c/o**

1 108100D 3 108100I  
2 109300D 4 109300I

**Note 60**

109309D 109309I

LINHA



**Linha 55/60/70/80/90**

1 2 3 4 5

**Linha 90 dcho.**

108920

	A	B	C	D
1	108870	55	550 450 185	285
2	108880	60	600 455 185	285
3	108890	70	700 450 180	285
4	108900	80	805 450 185	280
5	108910	90	900 445 180	280

LOOK



**Look 63/83**

1 2

	A	B	C
1	134350	63	630 465 170
2	134360	83	830 465 180

**Look 63/83/103**

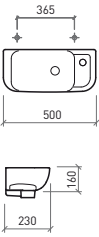
E D F

	A	B	C	D	E	F
1	134770	63	630 360 160	285	---	---
2	134780	83	830 360 140	280	---	---
3	134790	103	1030 360 170	285	145	145



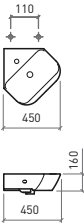
## LOOK

134390 



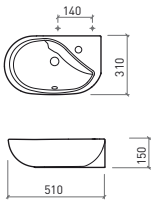
## LOOK ANGULAR

134700 



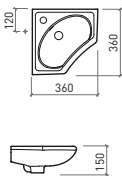
## DOURO

118300 



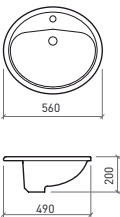
## SADO

118700 



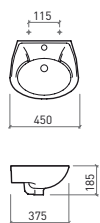
## TEJO

108360 



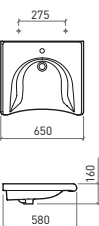
## MONDEGO

108340 



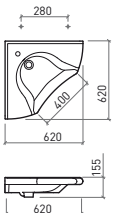
## NEW WCCARE

129320  



## NEW WCCARE ANGULAR

129700  





LINE 42

5550301 



LINE 42

5552301 



ADVANCE

**ECOSPOT**  
water saving

5270331  



MASTER 40

5250301 



TORUS

5370301 



NEW ICONE

5260301 

CETUS BASIC



5570301 

ECO TEMPORIZADA















5190341 

ECO MAN. CLÍNICA



5198341  



-  Lavabo bajo encimera
-  Lavabo sobre encimera
-  Lavabo sobre mueble
-  Lavabo de semi-encastar
-  Lavabo de pared
-  Sin rebosadero
-  Sin orificio para grifería
-  Derecho
-  Izquierdo
-  Sin VDA
-  Temporizada
-  Manecilla clínica



**UNISAN XXI, S.A.**

Avda. Mas de l'Oli, 64 · Polígono Industrial La Cova  
46940 Manises (Valencia) España

tel. +34 961 545 700

unisan@unisan.es  
www.unisan.es  
www.tec.sanindusa.pt

sanindusa  
GRUPO

